



METRA CLARK

Refrigeration & Air-Conditioning Wholesale

DYNABASE

HERMETIC



Catalogue

OUR MISSION AND CORE VALUES

Support our customers with friendly, skillful, and reliable expertise. Deliver refrigeration and air-conditioning products with the highest quality in the most efficient manner.

Metraclark conducts business as follows:



Devoted to honourable and ethical business practices.



Committed to customer support and service.



Dedicated to employee development.



Committed to continuous product development with the goal of reducing environmental impact.



Dedicated to building and maintain customer and supplier relationships.



Devoted to supplying cost effective food preservation and comfort cooling products available throughout Southern Africa.

QUALIFIED ENGINEERS CONTINUOUS DEVELOPMENT
EXPERIENCED QUALITY INTERNATIONAL ISO : 9001
LOCAL MANUFACTURING LATEST PRODUCTS
RELIABILITY BESPOKE
INNOVATION **DYNAMIC TECHNOLOGY**
BESPOKE ENERGY SAVING QUALIFIED ENGINEERS
TECHNOLOGY LARGEST SALES NETWORK IN AFRICA
COST EFFECTIVE ISO : 9001 CUSTOMER SERVICE

TABLE OF CONTENTS

INTRODUCTION	-1-
NOMENCLATURE	-2-

COPELAND HERMETIC COMPRESSOR

HIGH AMBIENT MEDIUM TEMP	-3-
MEDIUM TEMPERATURE	-5-
HIGH AMBIENT LOW TEMP	-7-
LOW TEMPERATURE	-9-

DANFOSS HERMETIC COMPRESSOR

HIGH AMBIENT MEDIUM TEMP	-11-
MEDIUM TEMPERATURE	-13-
HIGH AMBIENT LOW TEMP	-15-
LOW TEMPERATURE	-17-

TECUMSEH HERMETIC COMPRESSOR

HIGH AMBIENT MEDIUM TEMP	-19-
MEDIUM TEMPERATURE	-21-
HIGH AMBIENT LOW TEMP	-23-
LOW TEMPERATURE	-25-
INSTALLATION GUIDELINE DRAWINGS	-27-
DIMENSIONAL DRAWINGS	-29-

COMMENTS

The DynaBase range of air-cooled condensing units have been designed utilising first order thermodynamic principles to ensure optimal component sizing and high refrigeration efficiency. The DynaBase range has been adapted to fit **Copeland** semi-hermetic, **Copeland** scroll, **Copeland** reciprocating, **Danfoss** reciprocating, and **Tecumseh** reciprocating compressors. The range includes more than **700** different model variants from 0.5 HP up to 50 HP compressors, with one fan condenser bases up to six fan condenser bases, suited for low-, medium-, and high temperature applications. Therefore, the DynaBase range is the largest range of reciprocating and scroll compressor condensing units suited for every commercial refrigeration application under the Metraclark Dynamic brand. The DynaBase range is manufactured under strict ISO 9001:2015 quality management and all units are pressure tested before dispatching.

DESIGN

- DynaBase condensers and base frames utilize a modular design approach for a larger cooling capacity range of products.
- Multi-refrigerant design options available: R134a, R404a, R507a, and R407F.
- Four condenser design configurations to suite all southern African ambient conditions.
- All sheet metal is fully powder coated for corrosion resistance.

OPTIONAL EXTRAS

- Condenser fan speed control.
- BluChem treatment for condenser coil.
- BPHE for hot water recovery.
- Full integrated compressor, condenser, and evaporator electrics.

ENERGY EFFICIENCY OPTIONS

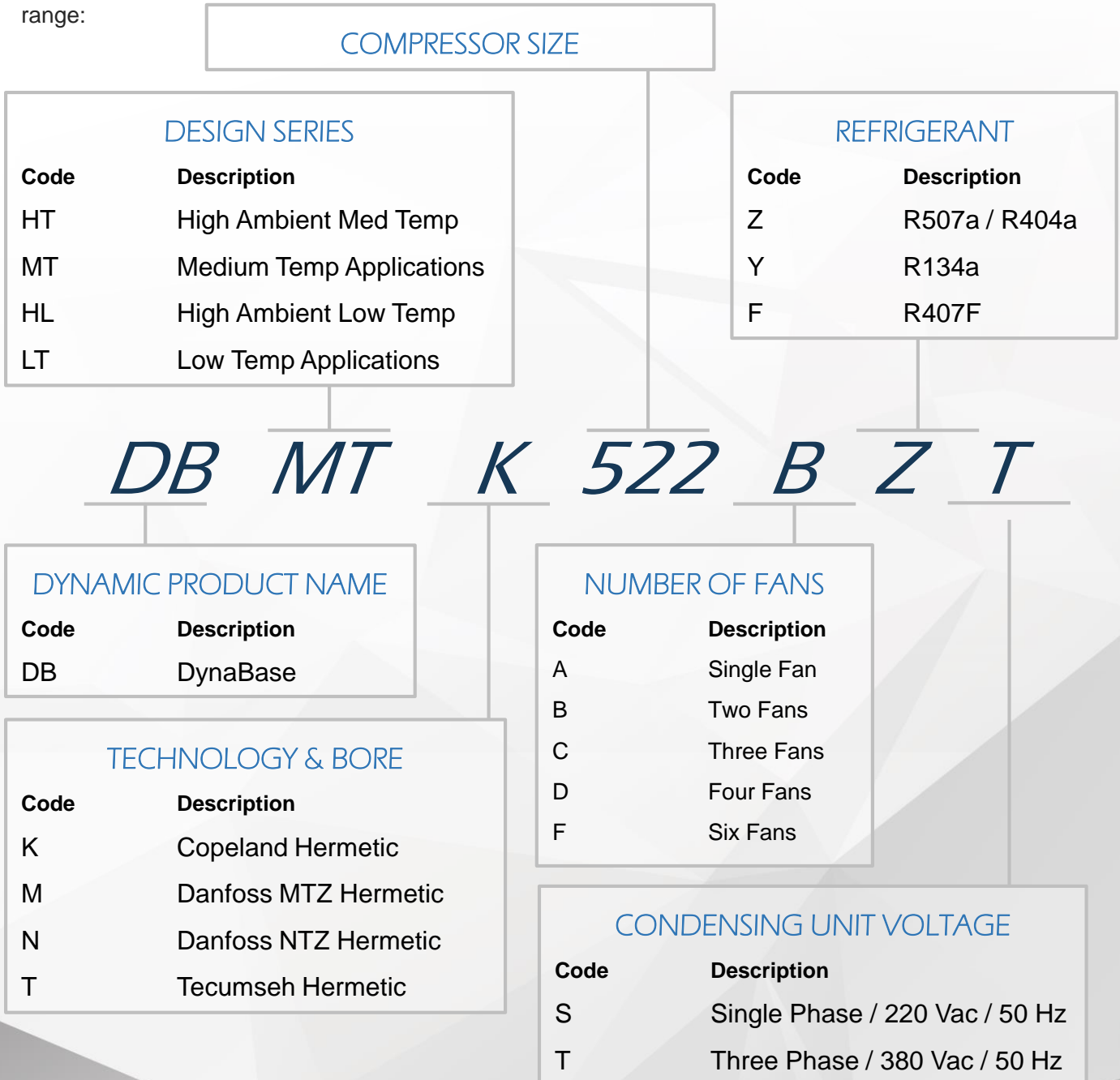
- Digital enhancement for energy saving: Digital and mechanical capacity unloading, VFD, and soft starters to reduce starting inrush current.

STANDARD COMPONENTS

- Powder coated mild steel base frame.
- Copper tube and aluminium finned condenser coil block.
- EBM Axial fans with protective grill.
- Liquid receiver with outlet isolating valve.
- Suction and discharge vibration eliminators where applicable according to compressor.
- Oil separator with oil return line where applicable according to refrigerant flow rate.
- Suction accumulator on low temperature units.
- Liquid line with drier and sight glass.
- Replaceable liquid line filter drier on units with compressors of 20 HP and up.
- Individual Danfoss HP and LP switches, and pressure gauges.
- Danfoss HP Auto pressure switches for head pressure regulation on multiple fan units.
- Service valves where applicable according to compressor type.
- Thermistor motor protection module.
- Compressor crankcase heater.
- Pre-wired compressor terminal box.

NOMENCLATURE

The model designation contains the following technical information about the standard DynaBase range:



FOR MORE INFORMATION PLEASE CONTACT YOUR NEAREST METRA CLARK
OUTLET OR THE METRA CLARK ENGINEERING DEPARTMENT

HIGH AMB MED TEMP – 1PH		COOLING CAPACITY [kW]					R404A/R507	
Model Reference	Ambient Temperature	Suction Temperature [°C]						
	[°C]	-15	-10	-5	0	5	10	
DBHTK461AZS	34	0.83	1.29	1.81	2.42	3.19	4.18	
	36	0.74	1.18	1.68	2.27	3.03	3.99	
	38	0.65	1.07	1.55	2.13	2.86	3.81	
	40	0.56	0.96	1.42	1.98	2.70	3.63	
DBHTK484AZS	34	1.29	1.73	2.23	2.82	3.57	4.54	
	36	1.20	1.62	2.10	2.67	3.41	4.35	
	38	1.11	1.51	1.97	2.53	3.24	4.17	
	40	1.02	1.40	1.84	2.38	3.08	3.99	
DBHTK511AZS	34	2.16	2.79	3.61	4.60	5.76	7.09	
	36	2.05	2.65	3.43	4.39	5.52	6.81	
	38	1.94	2.51	3.26	4.19	5.29	6.54	
	40	1.84	2.37	3.09	3.99	5.05	6.28	
DBHTK514AZS	34	2.37	3.19	4.33	5.72	7.29	8.97	
	36	2.25	3.02	4.11	5.45	6.98	8.62	
	38	2.12	2.85	3.89	5.19	6.67	8.26	
	40	2.00	2.68	3.68	4.93	6.36	7.90	
DBHTK519BZS	34	3.24	4.57	5.82	7.07	8.40	9.90	
	36	3.05	4.33	5.54	6.76	8.07	9.56	
	38	2.87	4.09	5.26	6.45	7.74	9.22	
	40	2.69	3.85	4.98	6.13	7.41	8.88	
DBHTK522BZS	34	4.23	5.57	6.82	8.07	9.41	10.90	
	36	4.05	5.33	6.54	7.76	9.07	10.56	
	38	3.86	5.09	6.25	7.45	8.74	10.22	
	40	3.68	4.85	5.97	7.13	8.41	9.88	

HIGH AMB MED TEMP – 3PH		COOLING CAPACITY [kW]					R404A/R507	
Model Reference	Ambient Temperature	Suction Temperature [°C]						
	[°C]	-15	-10	-5	0	5	10	
DBHTK511AZT	34	1.60	2.48	3.47	4.51	5.49	6.33	
	36	1.50	2.31	3.27	4.28	5.26	6.11	
	38	1.41	2.16	3.07	4.06	5.03	5.89	
	40	1.34	2.02	2.88	3.84	4.79	5.67	
DBHTK514AZT	34	2.45	3.79	5.04	6.29	7.63	9.12	
	36	2.27	3.55	4.76	5.98	7.29	8.78	
	38	2.08	3.31	4.48	5.67	6.96	8.44	
	40	1.90	3.07	4.19	5.35	6.63	8.11	
DBHTK519BZT	34	3.46	4.79	6.04	7.29	8.62	10.12	
	36	3.27	4.55	5.76	6.98	8.29	9.78	
	38	3.09	4.31	5.48	6.67	7.96	9.44	
	40	2.91	4.07	5.20	6.35	7.63	9.10	
DBHTK522BZT	34	4.40	5.74	6.99	8.24	9.58	11.07	
	36	4.22	5.50	6.71	7.93	9.24	10.73	
	38	4.03	5.26	6.42	7.62	8.91	10.39	
	40	3.85	5.02	6.14	7.30	8.58	10.05	

DESIGN CRITERIA: Subcooling: 0 [K] / Suction superheat: 10 [K]

TECHNICAL SPECIFICATION

MODEL REFERENCE	CONDENSER MODEL	STUB CONNECTIONS		RECEIVER VOLUME [L]	DIMENSIONS			FLA [A]	STOCK CODE
		Liquid	Suction		L [m]	W [m]	H [m]		
DBHTK461AZS	HAC 3512	3/8"	5/8"	4	0.525	0.900	0.585	6	REC10253
DBHTK484AZS	HAC 3513	3/8"	5/8"	4	0.525	0.900	0.585	12	REC10303
DBHTK511AZS	HAC 3515	3/8"	5/8"	4	0.525	0.900	0.585	10	REC10353
DBHTK514AZS	HAC 4014	3/8"	5/8"	7.4	0.625	1.060	0.585	14	REC10403
DBHTK519BZS	HAC 3524	3/8"	7/8"	12.5	1.025	1.060	0.585	18	REC10453
DBHTK522BZS	HAC 3525	3/8"	7/8"	12.5	1.025	1.060	0.585	20	REC10503

MODEL REFERENCE	CONDENSER MODEL	STUB CONNECTIONS		RECEIVER VOLUME [L]	DIMENSIONS			FLA [A]	STOCK CODE
		Liquid	Suction		L [m]	W [m]	H [m]		
DBHTK511AZT	HAC 4013	3/8"	5/8"	7.4	0.625	1.060	0.685	5	REC12106
DBHTK514AZT	HAC 4015	3/8"	7/8"	7.4	0.625	1.060	0.685	7	REC12156
DBHTK519BZT	HAC 3524	3/8"	7/8"	12.5	1.025	1.060	0.585	8	REC12206
DBHTK522BZT	HAC 4023	1/2"	7/8"	15.5	1.225	1.060	0.685	9	REC12256

ENGINEERING NOTES:

*DynaBase units are to be installed and operated outside, in a well ventilated area, with suggested minimum wall clearance.

**Anti-vibration pads are to be used under the feet of the unit.

***Contact the Metraclark Engineering department for alternative DynaBase configurations.

MEDIUM TEMPERATURE – 1PH		COOLING CAPACITY [kW]					R404A/R507	
Model Reference	Ambient Temperature	Suction Temperature [°C]						
	[°C]	-15	-10	-5	0	5	10	
DBMTK461AZS	30	0.93	1.41	1.94	2.57	3.37	4.37	
	32	0.83	1.29	1.81	2.42	3.19	4.18	
	34	0.74	1.18	1.68	2.27	3.03	3.99	
	36	0.65	1.07	1.55	2.13	2.86	3.81	
DBMTK484AZS	30	1.39	1.85	2.36	2.97	3.75	4.73	
	32	1.29	1.73	2.23	2.82	3.57	4.54	
	34	1.20	1.62	2.10	2.67	3.41	4.35	
	36	1.11	1.51	1.97	2.53	3.24	4.17	
DBMTK511AZS	30	2.27	2.93	3.78	4.81	6.00	7.36	
	32	2.16	2.79	3.61	4.60	5.76	7.09	
	34	2.05	2.65	3.43	4.39	5.52	6.81	
	36	1.94	2.51	3.26	4.19	5.29	6.54	
DBMTK514AZS	30	2.50	3.36	4.54	5.98	7.60	9.33	
	32	2.37	3.19	4.33	5.72	7.29	8.97	
	34	2.25	3.02	4.11	5.45	6.98	8.62	
	36	2.12	2.85	3.89	5.19	6.67	8.26	
DBMTK519AZS	30	3.43	4.82	6.11	7.39	8.74	10.24	
	32	3.24	4.57	5.82	7.07	8.40	9.90	
	34	3.05	4.33	5.54	6.76	8.07	9.56	
	36	2.87	4.09	5.26	6.45	7.74	9.22	
DBMTK522AZS	30	4.42	5.81	7.11	8.39	9.74	11.24	
	32	4.23	5.57	6.82	8.07	9.41	10.90	
	34	4.05	5.33	6.54	7.76	9.07	10.56	
	36	3.86	5.09	6.25	7.45	8.74	10.22	

MEDIUM TEMPERATURE – 3PH		COOLING CAPACITY [kW]					R404A/R507	
Model Reference	Ambient Temperature	Suction Temperature [°C]						
	[°C]	-15	-10	-5	0	5	10	
DBMTK511AZT	30	1.72	2.65	3.69	4.74	5.72	6.55	
	32	1.60	2.48	3.47	4.51	5.49	6.33	
	34	1.50	2.31	3.27	4.28	5.26	6.11	
	36	1.41	2.16	3.07	4.06	5.03	5.89	
DBMTK514AZT	30	2.64	4.03	5.33	6.61	7.96	9.46	
	32	2.45	3.79	5.04	6.29	7.63	9.12	
	34	2.27	3.55	4.76	5.98	7.29	8.78	
	36	2.08	3.31	4.48	5.67	6.96	8.44	
DBMTK519AZT	30	3.65	5.04	6.33	7.61	8.96	10.46	
	32	3.46	4.79	6.04	7.29	8.62	10.12	
	34	3.27	4.55	5.76	6.98	8.29	9.78	
	36	3.09	4.31	5.48	6.67	7.96	9.44	
DBMTK522AZT	30	4.59	5.98	7.28	8.56	9.91	11.41	
	32	4.40	5.74	6.99	8.24	9.58	11.07	
	34	4.22	5.50	6.71	7.93	9.24	10.73	
	36	4.03	5.26	6.42	7.62	8.91	10.39	

DESIGN CRITERIA: Subcooling: 0 [K] / Suction superheat: 10 [K]

TECHNICAL SPECIFICATION

MODEL REFERENCE	CONDENSER MODEL	STUB CONNECTIONS		RECEIVER VOLUME [L]	DIMENSIONS			FLA [A]	STOCK CODE
		Liquid	Suction		L [m]	W [m]	H [m]		
DBMTK461AZS	HAC 3013	3/8"	5/8"	3	0.490	0.570	0.435	7	REC20203
DBMTK484AZS	HAC 3512	3/8"	5/8"	4	0.525	0.900	0.585	12	REC20303
DBMTK511AZS	HAC 3513	3/8"	5/8"	4	0.525	0.900	0.585	10	REC20353
DBMTK514AZS	HAC 3515	3/8"	5/8"	4	0.525	0.900	0.585	14	REC20403
DBMTK519AZS	HAC 4014	3/8"	7/8"	7.4	0.625	1.060	0.685	17	REC20453
DBMTK522AZS	HAC 4014	3/8"	7/8"	7.4	0.625	1.060	0.685	19	REC20503

MODEL REFERENCE	CONDENSER MODEL	STUB CONNECTIONS		RECEIVER VOLUME [L]	DIMENSIONS			FLA [A]	STOCK CODE
		Liquid	Suction		L [m]	W [m]	H [m]		
DBMTK511AZT	HAC 3513	3/8"	5/8"	4	0.525	0.900	0.585	5	REC22156
DBMTK514AZT	HAC 3515	3/8"	7/8"	4	0.525	0.900	0.585	6	REC22206
DBMTK519AZT	HAC 4014	3/8"	7/8"	7.4	0.625	1.060	0.685	8	REC22256
DBMTK522AZT	HAC 4014	3/8"	7/8"	7.4	0.625	1.060	0.685	8	REC22306

ENGINEERING NOTES:

*DynaBase units are to be installed and operated outside, in a well ventilated area, with suggested minimum wall clearance.

**Anti-vibration pads are to be used under the feet of the unit.

***Contact the Metraclark Engineering department for alternative DynaBase configurations.

HIGH AMB LOW TEMP – 1PH

COOLING CAPACITY [kW]

R404A/R507

Model Reference	Ambient Temperature [°C]	Suction Temperature [°C]					
		-40	-35	-30	-25	-20	-15
DBHLK475AZS	34			0.61	1.42	2.42	3.57
	36			0.49	1.29	2.27	3.41
	38				1.15	2.11	3.24
	40				1.00	1.95	3.06

HIGH AMB LOW TEMP – 3PH

COOLING CAPACITY [kW]

R404A/R507

Model Reference	Ambient Temperature [°C]	Suction Temperature [°C]					
		-40	-35	-30	-25	-20	-15
DBHLK512BZT	34			1.30	2.08	3.04	4.15
	36	0.29	0.70	1.18	1.95	2.89	3.99
	38	0.20	0.59	1.05	1.81	2.73	3.82
	40		0.47	0.91	1.65	2.57	3.64
DBHLK515BZT	34			1.42	2.29	3.32	4.49
	36	0.26	0.73	1.28	2.13	3.15	4.31
	38	0.18	0.62	1.14	1.96	2.96	4.11
	40		0.50	0.99	1.79	2.77	3.90
DBHLK517BZT	34			1.90	2.80	3.86	5.16
	36	0.32	1.10	1.76	2.64	3.68	4.96
	38	0.20	0.97	1.60	2.46	3.48	4.73
	40		0.70	1.45	2.28	3.27	4.49
DBHLK520BZT	34			2.07	3.03	4.16	5.50
	36	0.50	1.24	1.99	2.93	4.03	5.34
	38	0.41	1.16	1.88	2.81	3.89	5.17
	40		1.06	1.77	2.69	3.75	5.00

DESIGN CRITERIA: Subcooling: 0 [K] / Suction superheat: 10 [K]

TECHNICAL SPECIFICATION

MODEL REFERENCE	CONDENSER MODEL	STUB CONNECTIONS		RECEIVER VOLUME [L]	DIMENSIONS			FLA [A]	STOCK CODE
		Liquid	Suction		L [m]	W [m]	H [m]		
DBHLK475AZS	HAC 3513	3/8"	5/8"	4	0.525	0.900	0.585	13	REC40203

MODEL REFERENCE	CONDENSER MODEL	STUB CONNECTIONS		RECEIVER VOLUME [L]	DIMENSIONS			FLA [A]	STOCK CODE
		Liquid	Suction		L [m]	W [m]	H [m]		
DBHLK512BZT	HAC 3523	1/2"	5/8"	12.5	1.025	1.060	0.585	9	REC40806
DBHLK515BZT	HAC 3523	1/2"	7/8"	12.5	1.025	1.060	0.585	9	REC40856
DBHLK517BZT	HAC 3524	1/2"	7/8"	12.5	1.025	1.060	0.585	15	REC40906
DBHLK520BZT	HAC 3525	1/2"	7/8"	12.5	1.025	1.060	0.585	15	REC40956

ENGINEERING NOTES:

*DynaBase units are to be installed and operated outside, in a well ventilated area, with suggested minimum wall clearance.

**Anti-vibration pads are to be used under the feet of the unit.

***Contact the Metraclark Engineering department for alternative DynaBase configurations.

LOW TEMPERATURE – 1PH		COOLING CAPACITY [kW]					R404A/R507	
Model Reference	Ambient Temperature	Suction Temperature [°C]						
	[°C]	-40	-35	-30	-25	-20	-15	
DBLTK475AZS	30			0.73	1.58	2.59	3.77	
	32			0.65	1.48	2.48	3.64	
	34			0.55	1.36	2.35	3.49	
	36			0.43	1.22	2.19	3.32	

LOW TEMPERATURE – 3PH		COOLING CAPACITY [kW]					R404A/R507	
Model Reference	Ambient Temperature	Suction Temperature [°C]						
	[°C]	-40	-35	-30	-25	-20	-15	
DBLTK512AZT	30	0.38	0.80	1.42	2.23	3.21	4.36	
	32	0.33	0.74	1.34	2.14	3.10	4.23	
	34	0.25	0.65	1.24	2.02	2.97	4.08	
	36	0.15	0.54	1.12	1.88	2.81	3.91	
DBLTK515AZT	30	0.34	0.86	1.58	2.48	3.54	4.72	
	32	0.29	0.78	1.48	2.36	3.40	4.58	
	34	0.22	0.68	1.35	2.21	3.24	4.40	
	36	0.13	0.56	1.21	2.05	3.05	4.21	
DBLTK517AZT	30	0.45	1.25	2.07	2.98	4.07	5.39	
	32	0.37	1.15	1.96	2.87	3.94	5.25	
	34	0.26	1.03	1.83	2.72	3.78	5.06	
	36	0.15	0.90	1.68	2.55	3.59	4.85	
DBLTK520AZT	30	0.59	1.33	2.17	3.16	4.33	5.74	
	32	0.53	1.28	2.11	3.07	4.22	5.58	
	34	0.46	1.20	2.03	2.98	4.09	5.42	
	36	0.36	1.11	1.94	2.87	3.96	5.25	

DESIGN CRITERIA: Subcooling: 0 [K] / Suction superheat: 10 [K]

TECHNICAL SPECIFICATION

MODEL REFERENCE	CONDENSER MODEL	STUB CONNECTIONS		RECEIVER VOLUME [L]	DIMENSIONS			FLA [A]	STOCK CODE
		Liquid	Suction		L [m]	W [m]	H [m]		
DBLTK475AZS	HAC 3013	1/4"	5/8"	3	0.490	0.570	0.435	14	REC30203

MODEL REFERENCE	CONDENSER MODEL	STUB CONNECTIONS		RECEIVER VOLUME [L]	DIMENSIONS			FLA [A]	STOCK CODE
		Liquid	Suction		L [m]	W [m]	H [m]		
DBLTK512AZT	HAC 3514	3/8"	5/8"	4	0.525	0.900	0.585	8	REC30806
DBLTK515AZT	HAC 3515	3/8"	7/8"	4	0.525	0.900	0.585	8	REC30856
DBLTK517AZT	HAC 4014	3/8"	7/8"	7.4	0.625	1.060	0.685	15	REC30906
DBLTK520AZT	HAC 4014	3/8"	7/8"	7.4	0.625	1.060	0.685	15	REC30956

ENGINEERING NOTES:

*DynaBase units are to be installed and operated outside, in a well ventilated area, with suggested minimum wall clearance.

**Anti-vibration pads are to be used under the feet of the unit.

***Contact the Metraclark Engineering department for alternative DynaBase configurations.

HIGH AMB MED TEMP
COOLING CAPACITY [kW]
R404A/R507

Model Reference	Ambient Temperature [°C]	Suction Temperature [°C]					
		-15	-10	-5	0	5	10
DBHTM018AZT	34	1.44	1.96	2.58	3.33	4.21	5.24
	36	1.36	1.85	2.45	3.17	4.02	5.00
	38	1.28	1.75	2.32	3.01	3.82	4.77
	40	1.20	1.65	2.20	2.85	3.62	4.53
DBHTM022AZT	34	2.01	2.70	3.53	4.51	5.68	7.03
	36	1.90	2.55	3.35	4.30	5.42	6.72
	38	1.78	2.40	3.16	4.08	5.15	6.42
	40	1.67	2.26	2.98	3.86	4.89	6.11
DBHTM028AZT	34	2.64	3.52	4.56	5.78	7.19	8.83
	36	2.49	3.33	4.34	5.51	6.88	8.46
	38	2.34	3.15	4.11	5.25	6.57	8.09
	40	2.19	2.97	3.89	4.98	6.25	7.73
DBHTM032BZT	34	3.12	4.09	5.24	6.59	8.16	9.97
	36	2.95	3.88	4.98	6.29	7.80	9.55
	38	2.77	3.67	4.73	5.98	7.44	9.13
	40	2.60	3.46	4.48	5.68	7.09	8.72
DBHTM036BZT	34	3.69	4.79	6.07	7.57	9.30	11.29
	36	3.50	4.55	5.79	7.23	8.90	10.82
	38	3.31	4.32	5.51	6.89	8.50	10.34
	40	3.13	4.09	5.22	6.55	8.09	9.87
DBHTM040BZT	34	4.26	5.46	6.86	8.48	10.34	12.48
	36	4.06	5.21	6.55	8.11	9.91	11.97
	38	3.85	4.95	6.24	7.74	9.47	11.46
	40	3.63	4.69	5.93	7.37	9.03	10.94
DBHTM044BZT	34	4.18	5.50	7.08	8.94	11.12	13.65
	36	3.96	5.23	6.75	8.55	10.65	13.10
	38	3.74	4.96	6.42	8.15	10.18	12.55
	40	3.52	4.69	6.09	7.75	9.71	11.99
DBHTM050AZT	34	4.88	6.42	8.27	10.47	13.04	16.03
	36	4.62	6.09	7.86	9.97	12.44	15.33
	38	4.35	5.76	7.45	9.47	11.85	14.63
	40	4.09	5.43	7.05	8.98	11.26	13.93
DBHTM056AZT	34	5.20	6.88	8.91	11.32	14.15	17.46
	36	4.93	6.54	8.48	10.80	13.53	16.72
	38	4.65	6.20	8.06	10.29	12.92	15.99
	40	4.39	5.86	7.64	9.78	12.31	15.27
DBHTM064BZT	34	6.23	8.19	10.55	13.37	16.69	20.57
	36	5.89	7.78	10.05	12.76	15.97	19.72
	38	5.56	7.36	9.55	12.16	15.25	18.88
	40	5.22	6.95	9.04	11.55	14.53	18.03
DBHTM072BZT	34	7.00	9.15	11.73	14.79	18.36	22.51
	36	6.63	8.69	11.17	14.11	17.57	21.58
	38	6.26	8.24	10.62	13.45	16.78	20.65
	40	5.90	7.79	10.07	12.79	15.99	19.73
DBHTM080BZT	34	8.33	10.72	13.54	16.84	20.67	25.09
	36	7.92	10.22	12.93	16.11	19.81	24.08
	38	7.51	9.71	12.32	15.38	18.94	23.06
	40	7.11	9.21	11.71	14.65	18.08	22.05
DBHTM100BZT	34	9.63	12.58	16.07	20.16	24.92	30.41
	36	9.14	11.97	15.32	19.25	23.83	29.11
	38	8.65	11.36	14.58	18.34	22.73	27.81
	40	8.15	10.75	13.82	17.43	21.64	26.50
DBHTM125BZT	34	12.39	16.11	20.57	25.84	32.00	39.13
	36	11.74	15.31	19.59	24.66	30.60	37.49
	38	11.10	14.51	18.61	23.48	29.20	35.85
	40	10.46	13.72	17.64	22.32	27.82	34.23
DBHTM144CZT	34	14.74	18.95	23.93	29.77	36.55	44.36
	36	14.00	18.04	22.83	28.45	34.99	42.54
	38	13.25	17.12	21.72	27.13	33.43	40.72
	40	12.51	16.21	20.61	25.80	31.87	38.90
DBHTM160CZT	34	16.20	20.80	26.23	32.60	40.00	48.51
	36	15.39	19.81	25.05	31.19	38.33	46.56
	38	14.59	18.83	23.86	29.77	36.66	44.62
	40	13.79	17.85	22.67	28.36	34.99	42.66

DESIGN CRITERIA: Subcooling: 0 [K] / Suction superheat: 10 [K]

© Copyright Metraclark (PTY) Ltd.

*Cooling capacities listed are estimated values.

**Cooling capacities subject to change without notice.

***Oil separator for 4HP compressors and up.

****Pipe sizing design criteria of 10m pipe runs.

TECHNICAL SPECIFICATION

MODEL REFERENCE	CONDENSER MODEL	STUB CONNECTIONS		RECEIVER VOLUME [L]	DIMENSIONS			FLA [A]	STOCK CODE
		Liquid	Suction		L [m]	W [m]	H [m]		
DBHTM018AZT	HAC 3513	3/8"	1/2"	4	0.525	0.900	0.585	5	REM13256
DBHTM022AZT	HAC 4013	3/8"	1/2"	7.4	0.625	1.060	0.685	6	REM13306
DBHTM028AZT	HAC 4014	3/8"	1/2"	7.4	0.625	1.060	0.685	8	REM13356
DBHTM032BZT	HAC 3523	3/8"	5/8"	12.5	1.025	1.060	0.585	9	REM13406
DBHTM036BZT	HAC 3524	3/8"	5/8"	12.5	1.025	1.060	0.585	10	REM13456
DBHTM040BZT	HAC 3525	1/2"	5/8"	12.5	1.025	1.060	0.585	11	REM13506
DBHTM044BZT	HAC 3525	1/2"	7/8"	12.5	1.025	1.060	0.585	10	REM13556
DBHTM050AZT	HAC 5014	1/2"	7/8"	9.5	0.775	1.060	0.835	13	REM13606
DBHTM056AZT	HAC 5014	1/2"	1 1/8"	9.5	0.775	1.060	0.835	13	REM13656
DBHTM064BZT	HAC 5022	1/2"	7/8"	19	1.525	1.060	0.835	17	REM13706
DBHTM072BZT	HAC 5022	1/2"	1 1/8"	19	1.525	1.060	0.835	18	REM13756
DBHTM080BZT	HAC 5023	5/8"	1 1/8"	19	1.525	1.060	0.835	21	REM13806
DBHTM100BZT	HAC 5023	5/8"	1 1/8"	19	1.525	1.060	0.835	25	REM13856
DBHTM125BZT	HAC 5025	5/8"	1 1/8"	19	1.525	1.060	0.835	30	REM13906
DBHTM144CZT	HAC 5034	5/8"	1 1/8"	29	2.275	1.060	0.835	34	REM13956
DBHTM160CZT	HAC 5034	5/8"	1 1/8"	29	2.275	1.060	0.835	40	REM14006

ENGINEERING NOTES:

*DynaBase units are to be installed and operated outside, in a well ventilated area, with suggested minimum wall clearance.

**Anti-vibration pads are to be used under the feet of the unit.

***Contact the Metraclark Engineering department for alternative DynaBase configurations.

MEDIUM TEMPERATURE
COOLING CAPACITY [kW]
R404A/R507

Model Reference	Ambient Temperature [°C]	Suction Temperature [°C]					
		-15	-10	-5	0	5	10
DBMTM018AZT	30	1.52	2.06	2.72	3.50	4.41	5.48
	32	1.44	1.96	2.58	3.33	4.21	5.24
	34	1.36	1.85	2.45	3.17	4.02	5.00
	36	1.28	1.75	2.32	3.01	3.82	4.77
DBMTM022AZT	30	2.13	2.85	3.71	4.73	5.94	7.34
	32	2.01	2.70	3.53	4.51	5.68	7.03
	34	1.90	2.55	3.35	4.30	5.42	6.72
	36	1.78	2.40	3.16	4.08	5.15	6.42
DBMTM028AZT	30	2.80	3.71	4.78	6.05	7.51	9.19
	32	2.64	3.52	4.56	5.78	7.19	8.83
	34	2.49	3.33	4.34	5.51	6.88	8.46
	36	2.34	3.15	4.11	5.25	6.57	8.09
DBMTM032AZT	30	3.29	4.30	5.49	6.89	8.51	10.38
	32	3.12	4.09	5.24	6.59	8.16	9.97
	34	2.95	3.88	4.98	6.29	7.80	9.55
	36	2.77	3.67	4.73	5.98	7.44	9.13
DBMTM036AZT	30	3.88	5.02	6.35	7.91	9.70	11.76
	32	3.69	4.79	6.07	7.57	9.30	11.29
	34	3.50	4.55	5.79	7.23	8.90	10.82
	36	3.31	4.32	5.51	6.89	8.50	10.34
DBMTM040AZT	30	4.47	5.71	7.16	8.84	10.77	12.98
	32	4.26	5.46	6.86	8.48	10.34	12.48
	34	4.06	5.21	6.55	8.11	9.91	11.97
	36	3.85	4.95	6.24	7.74	9.47	11.46
DBMTM044AZT	30	4.40	5.77	7.40	9.33	11.58	14.19
	32	4.18	5.50	7.08	8.94	11.12	13.65
	34	3.96	5.23	6.75	8.55	10.65	13.10
	36	3.74	4.96	6.42	8.15	10.18	12.55
DBMTM050BZT	30	5.15	6.76	8.69	10.97	13.65	16.75
	32	4.88	6.42	8.27	10.47	13.04	16.03
	34	4.62	6.09	7.86	9.97	12.44	15.33
	36	4.35	5.76	7.45	9.47	11.85	14.63
DBMTM056BZT	30	5.48	7.23	9.34	11.84	14.78	18.20
	32	5.20	6.88	8.91	11.32	14.15	17.46
	34	4.93	6.54	8.48	10.80	13.53	16.72
	36	4.65	6.20	8.06	10.29	12.92	15.99
DBMTM064BZT	30	6.56	8.60	11.06	13.97	17.41	21.41
	32	6.23	8.19	10.55	13.37	16.69	20.57
	34	5.89	7.78	10.05	12.76	15.97	19.72
	36	5.56	7.36	9.55	12.16	15.25	18.88
DBMTM072BZT	30	7.37	9.61	12.29	15.46	19.17	23.45
	32	7.00	9.15	11.73	14.79	18.36	22.51
	34	6.63	8.69	11.17	14.11	17.57	21.58
	36	6.26	8.24	10.62	13.45	16.78	20.65
DBMTM080AZT	30	8.75	11.22	14.15	17.57	21.54	26.10
	32	8.33	10.72	13.54	16.84	20.67	25.09
	34	7.92	10.22	12.93	16.11	19.81	24.08
	36	7.51	9.71	12.32	15.38	18.94	23.06
DBMTM100BZT	30	10.12	13.19	16.81	21.07	26.01	31.70
	32	9.63	12.58	16.07	20.16	24.92	30.41
	34	9.14	11.97	15.32	19.25	23.83	29.11
	36	8.65	11.36	14.58	18.34	22.73	27.81
DBMTM125BZT	30	13.05	16.93	21.57	27.04	33.42	40.79
	32	12.39	16.11	20.57	25.84	32.00	39.13
	34	11.74	15.31	19.59	24.66	30.60	37.49
	36	11.10	14.51	18.61	23.48	29.20	35.85
DBMTM144BZT	30	15.49	19.87	25.04	31.09	38.10	46.17
	32	14.74	18.95	23.93	29.77	36.55	44.36
	34	14.00	18.04	22.83	28.45	34.99	42.54
	36	13.25	17.12	21.72	27.13	33.43	40.72
DBMTM160BZT	30	17.00	21.78	27.42	34.01	41.66	50.44
	32	16.20	20.80	26.23	32.60	40.00	48.51
	34	15.39	19.81	25.05	31.19	38.33	46.56
	36	14.59	18.83	23.86	29.77	36.66	44.62

DESIGN CRITERIA: Subcooling: 0 [K] / Suction superheat: 10 [K]

© Copyright Metraclark (PTY) Ltd.

*Cooling capacities listed are estimated values.

**Cooling capacities subject to change without notice.

***Oil separator for 4HP compressors and up.

****Pipe sizing design criteria of 10m pipe runs.

TECHNICAL SPECIFICATION

MODEL REFERENCE	CONDENSER MODEL	STUB CONNECTIONS		RECEIVER VOLUME [L]	DIMENSIONS			FLA [A]	STOCK CODE
		Liquid	Suction		L [m]	W [m]	H [m]		
DBMTM018AZT	HAC 3512	3/8"	1/2"	4	0.525	0.900	0.585	5	REM23306
DBMTM022AZT	HAC 3513	3/8"	1/2"	4	0.525	0.900	0.585	6	REM23356
DBMTM028AZT	HAC 3515	3/8"	1/2"	4	0.525	0.900	0.585	8	REM23406
DBMTM032AZT	HAC 4013	3/8"	5/8"	7.4	0.625	1.060	0.685	8	REM23456
DBMTM036AZT	HAC 4014	3/8"	5/8"	7.4	0.625	1.060	0.685	9	REM23506
DBMTM040AZT	HAC 4015	3/8"	5/8"	7.4	0.625	1.060	0.685	10	REM23556
DBMTM044AZT	HAC 4015	3/8"	7/8"	7.4	0.625	1.060	0.685	10	REM23606
DBMTM050BZT	HAC 3524	1/2"	7/8"	12.5	1.025	1.060	0.585	12	REM23656
DBMTM056BZT	HAC 3524	1/2"	7/8"	12.5	1.025	1.060	0.585	13	REM23706
DBMTM064BZT	HAC 4023	1/2"	7/8"	15.5	1.225	1.060	0.685	15	REM23756
DBMTM072BZT	HAC 4024	1/2"	7/8"	15.5	1.225	1.060	0.685	16	REM23806
DBMTM080AZT	HAC 5015	1/2"	1 1/8"	9.5	0.775	1.060	0.835	19	REM23856
DBMTM100BZT	HAC 5022	5/8"	1 1/8"	19	1.525	1.060	0.835	25	REM23906
DBMTM125BZT	HAC 5023	5/8"	1 1/8"	19	1.525	1.060	0.835	30	REM23956
DBMTM144BZT	HAC 5024	5/8"	1 1/8"	19	1.525	1.060	0.835	33	REM24006
DBMTM160BZT	HAC 5024	5/8"	1 1/8"	19	1.525	1.060	0.835	39	REM24056

ENGINEERING NOTES:

*DynaBase units are to be installed and operated outside, in a well ventilated area, with suggested minimum wall clearance.

**Anti-vibration pads are to be used under the feet of the unit.

***Contact the Metraclark Engineering department for alternative DynaBase configurations.

HIGH AMB LOW TEMP		COOLING CAPACITY [kW]					R404A/R507	
Model Reference	Ambient Temperature	Suction Temperature [°C]						
	[°C]	-40	-35	-30	-25	-20	-15	
DBHLN048AZT	34	0.45	0.74	1.10	1.54	2.07	2.69	
	36	0.40	0.68	1.03	1.45	1.95	2.54	
	38	0.36	0.63	0.95	1.35	1.83	2.40	
	40	0.31	0.57	0.88	1.26	1.71	2.25	
DBHLN068AZT	34	0.90	1.34	1.87	2.51	3.29	4.21	
	36	0.83	1.25	1.76	2.38	3.12	4.00	
	38	0.77	1.17	1.65	2.24	2.95	3.80	
	40	0.71	1.09	1.55	2.11	2.79	3.60	
DBHLN096BZT	34	0.95	1.48	2.17	3.05	4.17	5.54	
	36	0.86	1.35	2.01	2.86	3.93	5.26	
	38	0.77	1.23	1.85	2.66	3.69	4.96	
	40	0.68	1.11	1.70	2.46	3.44	4.67	
DBHLN108BZT	34	1.17	1.84	2.67	3.69	4.93	6.41	
	36	1.06	1.70	2.50	3.47	4.65	6.07	
	38	0.95	1.56	2.32	3.25	4.38	5.74	
	40	0.84	1.42	2.14	3.03	4.10	5.40	
DBHLN136BZT	34	1.64	2.44	3.45	4.70	6.22	8.05	
	36	1.50	2.27	3.24	4.43	5.89	7.66	
	38	1.37	2.11	3.03	4.17	5.57	7.26	
	40	1.25	1.94	2.82	3.90	5.24	6.87	
DBHLN215BZT	34	2.36	3.69	5.31	7.27	9.62	12.40	
	36	2.12	3.39	4.95	6.84	9.11	11.80	
	38	1.87	3.09	4.58	6.40	8.59	11.19	
	40	1.63	2.79	4.21	5.95	8.06	10.57	
DBHLN271BZT	34	3.61	5.32	7.42	9.98	13.06	16.72	
	36	3.33	4.97	6.98	9.44	12.40	15.93	
	38	3.06	4.62	6.54	8.89	11.73	15.12	
	40	2.78	4.27	6.10	8.34	11.05	14.31	

DESIGN CRITERIA: Subcooling: 0 [K] / Suction superheat: 10 [K]

TECHNICAL SPECIFICATION

MODEL REFERENCE	CONDENSER MODEL	STUB CONNECTIONS		RECEIVER VOLUME [L]	DIMENSIONS			FLA [A]	STOCK CODE
		Liquid	Suction		L [m]	W [m]	H [m]		
DBHLN048AZT	HAC 3514	3/8"	5/8"	4	0.525	0.900	0.585	5	REM41456
DBHLN068AZT	HAC 4014	3/8"	5/8"	7.4	0.625	1.060	0.685	9	REM41506
DBHLN096BZT	HAC 3524	3/8"	7/8"	12.5	1.025	1.060	0.585	11	REM41556
DBHLN108BZT	HAC 3525	1/2"	7/8"	12.5	1.025	1.060	0.585	13	REM41606
DBHLN136BZT	HAC 4024	1/2"	1 1/8"	15.5	1.225	1.060	0.685	15	REM41656
DBHLN215BZT	HAC 5023	5/8"	1 1/8"	19	1.525	1.060	0.835	25	REM41706
DBHLN271BZT	HAC 5024	5/8"	1 1/8"	19	1.525	1.060	0.835	30	REM41756

ENGINEERING NOTES:

*DynaBase units are to be installed and operated outside, in a well ventilated area, with suggested minimum wall clearance.

**Anti-vibration pads are to be used under the feet of the unit.

***Contact the Metraclark Engineering department for alternative DynaBase configurations.

LOW TEMPERATURE		COOLING CAPACITY [kW]					R404A/R507	
Model Reference	Ambient Temperature	Suction Temperature [°C]						
	[°C]	-40	-35	-30	-25	-20	-15	
DBLTON048AZT	30	0.51	0.83	1.22	1.68	2.24	2.90	
	32	0.47	0.77	1.14	1.59	2.12	2.76	
	34	0.42	0.71	1.07	1.49	2.01	2.61	
	36	0.38	0.65	0.99	1.40	1.89	2.47	
DBLTON068AZT	30	1.00	1.47	2.04	2.73	3.55	4.53	
	32	0.93	1.38	1.92	2.58	3.38	4.32	
	34	0.87	1.29	1.81	2.45	3.20	4.11	
	36	0.80	1.21	1.71	2.31	3.03	3.90	
DBLTON096AZT	30	1.10	1.67	2.40	3.35	4.52	5.97	
	32	1.00	1.54	2.25	3.15	4.29	5.69	
	34	0.91	1.42	2.09	2.96	4.05	5.40	
	36	0.81	1.29	1.93	2.76	3.81	5.11	
DBLTON108AZT	30	1.35	2.06	2.94	4.03	5.34	6.91	
	32	1.23	1.91	2.76	3.81	5.07	6.58	
	34	1.12	1.77	2.58	3.58	4.79	6.24	
	36	1.01	1.63	2.41	3.36	4.52	5.91	
DBLTON136AZT	30	1.84	2.70	3.77	5.09	6.70	8.63	
	32	1.71	2.53	3.56	4.83	6.38	8.24	
	34	1.57	2.36	3.34	4.56	6.05	7.85	
	36	1.44	2.19	3.13	4.30	5.73	7.46	
DBLTON215BZT	30	2.73	4.13	5.84	7.90	10.37	13.28	
	32	2.49	3.84	5.49	7.48	9.87	12.70	
	34	2.24	3.54	5.13	7.05	9.36	12.11	
	36	1.99	3.24	4.76	6.62	8.85	11.50	
DBLTON271BZT	30	4.02	5.84	8.07	10.78	14.03	17.90	
	32	3.75	5.49	7.64	10.25	13.39	17.12	
	34	3.47	5.14	7.20	9.71	12.73	16.33	
	36	3.19	4.79	6.76	9.16	12.06	15.53	

DESIGN CRITERIA: Subcooling: 0 [K] / Suction superheat: 10 [K]

TECHNICAL SPECIFICATION

MODEL REFERENCE	CONDENSER MODEL	STUB CONNECTIONS		RECEIVER VOLUME [L]	DIMENSIONS			FLA [A]	STOCK CODE
		Liquid	Suction		L [m]	W [m]	H [m]		
DBLTN048AZT	HAC 3512	1/4"	5/8"	4	0.525	0.900	0.585	5	REM31456
DBLTN068AZT	HAC 3514	3/8"	5/8"	4	0.525	0.900	0.585	9	REM31506
DBLTN096AZT	HAC 4013	3/8"	7/8"	7.4	0.625	1.060	0.685	11	REM31556
DBLTN108AZT	HAC 4014	3/8"	7/8"	7.4	0.625	1.060	0.685	13	REM31606
DBLTN136AZT	HAC 5012	3/8"	1 1/8"	9.5	0.775	1.060	0.835	16	REM31656
DBLTN215BZT	HAC 4024	3/8"	1 1/8"	15.5	1.225	1.060	0.685	23	REM31706
DBLTN271BZT	HAC 5023	1/2"	1 1/8"	19	1.525	1.060	0.835	30	REM31756

ENGINEERING NOTES:

*DynaBase units are to be installed and operated outside, in a well ventilated area, with suggested minimum wall clearance.

**Anti-vibration pads are to be used under the feet of the unit.

***Contact the Metraclark Engineering department for alternative DynaBase configurations.



HIGH AMB MED TEMP		COOLING CAPACITY [kW]					R404A/R507	
Model Reference	Ambient Temperature	Suction Temperature [°C]						
	[°C]	-15	-10	-5	0	5	10	
DBHTT9480AZS	34	0.94	1.18	1.46	1.79	2.16	2.59	
	36	0.89	1.13	1.40	1.71	2.06	2.47	
	38	0.85	1.07	1.33	1.63	1.97	2.36	
	40	0.80	1.02	1.27	1.55	1.87	2.25	
DBHTT9510AZS	34	1.19	1.49	1.84	2.24	2.70	3.23	
	36	1.14	1.43	1.76	2.14	2.58	3.09	
	38	1.08	1.36	1.68	2.04	2.47	2.95	
	40	1.03	1.29	1.60	1.95	2.35	2.81	
DBHTT9513AZS	34	1.46	1.87	2.34	2.88	3.50	4.20	
	36	1.38	1.78	2.24	2.75	3.34	4.01	
	38	1.31	1.69	2.13	2.62	3.18	3.82	
	40	1.23	1.60	2.02	2.49	3.03	3.64	
DBHTT4517AZS	34	1.69	2.12	2.61	3.17	3.82	4.56	
	36	1.61	2.02	2.49	3.03	3.65	4.36	
	38	1.53	1.93	2.38	2.90	3.49	4.16	
	40	1.45	1.83	2.26	2.76	3.32	3.97	
DBHTT4519AZS	34	2.10	2.66	3.29	4.00	4.80	5.71	
	36	2.00	2.54	3.15	3.82	4.59	5.46	
	38	1.90	2.42	3.00	3.65	4.39	5.22	
	40	1.80	2.30	2.85	3.48	4.18	4.97	
DBHTT4524AZS	34	2.37	3.12	3.97	4.92	6.01	7.25	
	36	2.24	2.96	3.78	4.70	5.75	6.94	
	38	2.10	2.80	3.59	4.48	5.48	6.63	
	40	1.96	2.64	3.40	4.25	5.22	6.31	
DBHTT4531AZS	34	3.10	4.15	5.24	6.40	7.67	9.10	
	36	2.88	3.93	5.00	6.13	7.36	8.74	
	38	2.67	3.70	4.75	5.85	7.04	8.37	
	40	2.45	3.48	4.50	5.57	6.72	8.00	
DBHTT4540AZS	34	4.08	5.30	6.64	8.12	9.77	11.62	
	36	3.85	5.05	6.34	7.77	9.36	11.14	
	38	3.62	4.78	6.04	7.41	8.94	10.65	
	40	3.39	4.52	5.73	7.05	8.52	10.16	

DESIGN CRITERIA: Subcooling: 0 [K] / Suction superheat: 10 [K]

TECHNICAL SPECIFICATION

MODEL REFERENCE	CONDENSER MODEL	STUB CONNECTIONS		RECEIVER VOLUME [L]	DIMENSIONS			FLA [A]	STOCK CODE
		Liquid	Suction		L [m]	W [m]	H [m]		
DBHTT9480AZS	HAC 3013	1/4"	1/2"	3	0.490	0.570	0.435	7	RET10153
DBHTT9510AZS	HAC 3014	3/8"	5/8"	3	0.490	0.570	0.435	9	RET10203
DBHTT9513AZS	HAC 3512	3/8"	5/8"	4	0.525	0.900	0.585	12	RET10253
DBHTT4517AZS	HAC 3513	3/8"	5/8"	4	0.525	0.900	0.585	13	RET10303
DBHTT4519AZS	HAC 3515	3/8"	5/8"	4	0.525	0.900	0.585	16	RET10353
DBHTT4524AZS	HAC 4013	3/8"	5/8"	7.4	0.625	1.060	0.585	19	RET10403
DBHTT4531AZS	HAC 4015	3/8"	7/8"	7.4	0.625	1.060	0.585	23	RET10453
DBHTT4540AZS	HAC 3524	3/8"	7/8"	12.5	1.025	1.060	0.585	28	RET10503

ENGINEERING NOTES:

*DynaBase units are to be installed and operated outside, in a well ventilated area, with suggested minimum wall clearance.

**Anti-vibration pads are to be used under the feet of the unit.

***Contact the Metraclark Engineering department for alternative DynaBase configurations.



MEDIUM TEMPERATURE		COOLING CAPACITY [kW]						R404A/R507
Model Reference	Ambient Temperature	Suction Temperature [°C]						
	[°C]	-15	-10	-5	0	5	10	
DBMTT9480AZS	30	0.98	1.24	1.53	1.87	2.25	2.70	
	32	0.94	1.18	1.46	1.79	2.16	2.59	
	34	0.89	1.13	1.40	1.71	2.06	2.47	
	36	0.85	1.07	1.33	1.63	1.97	2.36	
DBMTT9510AZS	30	1.25	1.56	1.92	2.33	2.81	3.36	
	32	1.19	1.49	1.84	2.24	2.70	3.23	
	34	1.14	1.43	1.76	2.14	2.58	3.09	
	36	1.08	1.36	1.68	2.04	2.47	2.95	
DBMTT9513AZS	30	1.54	1.96	2.45	3.02	3.66	4.39	
	32	1.46	1.87	2.34	2.88	3.50	4.20	
	34	1.38	1.78	2.24	2.75	3.34	4.01	
	36	1.31	1.69	2.13	2.62	3.18	3.82	
DBMTT4517AZS	30	1.77	2.21	2.72	3.31	3.98	4.75	
	32	1.69	2.12	2.61	3.17	3.82	4.56	
	34	1.61	2.02	2.49	3.03	3.65	4.36	
	36	1.53	1.93	2.38	2.90	3.49	4.16	
DBMTT4519AZS	30	2.20	2.78	3.43	4.17	5.00	5.94	
	32	2.10	2.66	3.29	4.00	4.80	5.71	
	34	2.00	2.54	3.15	3.82	4.59	5.46	
	36	1.90	2.42	3.00	3.65	4.39	5.22	
DBMTT4524AZS	30	2.51	3.28	4.15	5.15	6.27	7.56	
	32	2.37	3.12	3.97	4.92	6.01	7.25	
	34	2.24	2.96	3.78	4.70	5.75	6.94	
	36	2.10	2.80	3.59	4.48	5.48	6.63	
DBMTT4531AZS	30	3.31	4.37	5.48	6.67	7.98	9.46	
	32	3.10	4.15	5.24	6.40	7.67	9.10	
	34	2.88	3.93	5.00	6.13	7.36	8.74	
	36	2.67	3.70	4.75	5.85	7.04	8.37	
DBMTT4540AZS	30	4.30	5.56	6.93	8.46	10.17	12.09	
	32	4.08	5.30	6.64	8.12	9.77	11.62	
	34	3.85	5.05	6.34	7.77	9.36	11.14	
	36	3.62	4.78	6.04	7.41	8.94	10.65	

DESIGN CRITERIA: Subcooling: 0 [K] / Suction superheat: 10 [K]

TECHNICAL SPECIFICATION

MODEL REFERENCE	CONDENSER MODEL	STUB CONNECTIONS		RECEIVER VOLUME [L]	DIMENSIONS			FLA [A]	STOCK CODE
		Liquid	Suction		L [m]	W [m]	H [m]		
DBMTT9480AZS	HAC 2513	1/4"	1/2"	2	0.490	0.570	0.335	7	RET20153
DBMTT9510AZS	HAC 3012	1/4"	5/8"	3	0.490	0.570	0.435	9	RET20203
DBMTT9513AZS	HAC 3014	3/8"	5/8"	3	0.490	0.570	0.435	12	RET20253
DBMTT4517AZS	HAC 3512	3/8"	5/8"	4	0.525	0.900	0.585	13	RET20303
DBMTT4519AZS	HAC 3512	3/8"	5/8"	4	0.525	0.900	0.585	16	RET20353
DBMTT4524AZS	HAC 3513	3/8"	5/8"	4	0.525	0.900	0.585	18	RET20403
DBMTT4531AZS	HAC 3515	3/8"	7/8"	4	0.525	0.900	0.585	23	RET20453
DBMTT4540AZS	HAC 4014	3/8"	7/8"	7.4	0.625	1.060	0.685	27	RET20503

ENGINEERING NOTES:

*DynaBase units are to be installed and operated outside, in a well ventilated area, with suggested minimum wall clearance.

**Anti-vibration pads are to be used under the feet of the unit.

***Contact the Metraclark Engineering department for alternative DynaBase configurations.



HIGH AMB LOW TEMP		COOLING CAPACITY [kW]						R404A/R507
Model Reference	Ambient Temperature	Suction Temperature [°C]						
	[°C]	-40	-35	-30	-25	-20	-15	
DBHLT2428AZS	34	0.17	0.27	0.39	0.53	0.70	0.91	
	36	0.15	0.25	0.36	0.50	0.67	0.86	
	38	0.14	0.23	0.34	0.47	0.63	0.82	
	40	0.12	0.21	0.32	0.44	0.59	0.78	
DBHLT2432AZS	34	0.22	0.34	0.49	0.68	0.89	1.15	
	36	0.20	0.32	0.47	0.64	0.85	1.09	
	38	0.19	0.30	0.44	0.60	0.80	1.04	
	40	0.17	0.28	0.41	0.57	0.76	0.99	
DBHLT2446AZS	34	0.37	0.56	0.78	1.03	1.33	1.67	
	36	0.35	0.52	0.73	0.98	1.27	1.60	
	38	0.32	0.49	0.69	0.93	1.20	1.52	
	40	0.29	0.46	0.65	0.88	1.14	1.45	
DBHLT2464AZS	34	0.52	0.75	1.01	1.33	1.71	2.15	
	36	0.49	0.70	0.96	1.27	1.63	2.06	
	38	0.46	0.66	0.91	1.21	1.56	1.97	
	40	0.42	0.62	0.86	1.15	1.48	1.88	
DBHLT2480AZS	34	0.56	0.97	1.43	1.96	2.57	3.25	
	36	0.49	0.89	1.35	1.86	2.44	3.11	
	38	0.42	0.82	1.26	1.76	2.32	2.96	
	40	0.35	0.74	1.17	1.65	2.20	2.82	
DBHLT2511BZS	34	0.79	1.31	1.92	2.63	3.45	4.40	
	36	0.70	1.21	1.81	2.50	3.30	4.21	
	38	0.62	1.12	1.69	2.36	3.14	4.03	
	40	0.53	1.02	1.58	2.23	2.98	3.84	

DESIGN CRITERIA: Subcooling: 0 [K] / Suction superheat: 10 [K]

TECHNICAL SPECIFICATION

MODEL REFERENCE	CONDENSER MODEL	STUB CONNECTIONS		RECEIVER VOLUME [L]	DIMENSIONS			FLA [A]	STOCK CODE
		Liquid	Suction		L [m]	W [m]	H [m]		
DBHLT2428AZS	HAC 2513	1/4"	1/2"	2	0.490	0.570	0.335	4	RET40053
DBHLT2432AZS	HAC 2514	3/8"	1/2"	2	0.490	0.570	0.335	3	RET40103
DBHLT2446AZS	HAC 3014	3/8"	1/2"	3	0.490	0.570	0.435	9	RET40153
DBHLT2464AZS	HAC 3512	3/8"	5/8"	4	0.525	0.900	0.585	10	RET40203
DBHLT2480AZS	HAC 3514	3/8"	5/8"	4	0.525	0.900	0.585	16	RET40253
DBHLT2511BZS	HAC 3522	3/8"	5/8"	12.5	1.025	1.060	0.585	25	RET40303

ENGINEERING NOTES:

*DynaBase units are to be installed and operated outside, in a well ventilated area, with suggested minimum wall clearance.

**Anti-vibration pads are to be used under the feet of the unit.

***Contact the Metraclark Engineering department for alternative DynaBase configurations.



LOW TEMPERATURE		COOLING CAPACITY [kW]						R404A/R507
Model Reference	Ambient Temperature	Suction Temperature [°C]						
	[°C]	-40	-35	-30	-25	-20	-15	
DBLTT2428AZS	30	0.19	0.30	0.42	0.57	0.76	0.97	
	32	0.18	0.28	0.40	0.54	0.72	0.93	
	34	0.16	0.26	0.37	0.52	0.68	0.88	
	36	0.15	0.24	0.35	0.49	0.65	0.84	
DBLTT2432AZS	30	0.25	0.38	0.54	0.73	0.96	1.23	
	32	0.23	0.36	0.51	0.69	0.91	1.18	
	34	0.21	0.33	0.48	0.66	0.87	1.12	
	36	0.20	0.31	0.45	0.62	0.83	1.07	
DBLTT2446AZS	30	0.42	0.61	0.84	1.11	1.42	1.78	
	32	0.39	0.58	0.80	1.06	1.36	1.71	
	34	0.36	0.54	0.75	1.01	1.30	1.63	
	36	0.33	0.51	0.71	0.95	1.23	1.56	
DBLTT2464AZS	30	0.57	0.81	1.09	1.43	1.83	2.29	
	32	0.54	0.77	1.04	1.37	1.75	2.20	
	34	0.51	0.73	0.99	1.30	1.67	2.11	
	36	0.47	0.68	0.94	1.24	1.60	2.01	
DBLTT2480AZS	30	0.66	1.09	1.57	2.12	2.75	3.46	
	32	0.60	1.01	1.48	2.02	2.63	3.32	
	34	0.53	0.93	1.39	1.91	2.51	3.18	
	36	0.46	0.85	1.30	1.81	2.38	3.04	
DBLTT2511AZS	30	0.92	1.46	2.09	2.83	3.69	4.67	
	32	0.83	1.36	1.98	2.70	3.53	4.49	
	34	0.75	1.26	1.86	2.56	3.37	4.31	
	36	0.66	1.16	1.75	2.43	3.22	4.12	

DESIGN CRITERIA: Subcooling: 0 [K] / Suction superheat: 10 [K]

TECHNICAL SPECIFICATION

MODEL REFERENCE	CONDENSER MODEL	STUB CONNECTIONS		RECEIVER VOLUME [L]	DIMENSIONS			FLA [A]	STOCK CODE
		Liquid	Suction		L [m]	W [m]	H [m]		
DBLTT2428AZS	HAC 2512	1/4"	1/2"	2	0.490	0.570	0.335	6	RET30053
DBLTT2432AZS	HAC 2512	1/4"	1/2"	2	0.490	0.570	0.335	6	RET30103
DBLTT2446AZS	HAC 3012	1/4"	1/2"	3	0.490	0.570	0.435	9	RET30153
DBLTT2464AZS	HAC 3014	1/4"	5/8"	3	0.490	0.570	0.435	11	RET30203
DBLTT2480AZS	HAC 3512	1/4"	5/8"	4	0.525	0.900	0.585	16	RET30253
DBLTT2511AZS	HAC 3514	3/8"	5/8"	4	0.525	0.900	0.585	24	RET30303


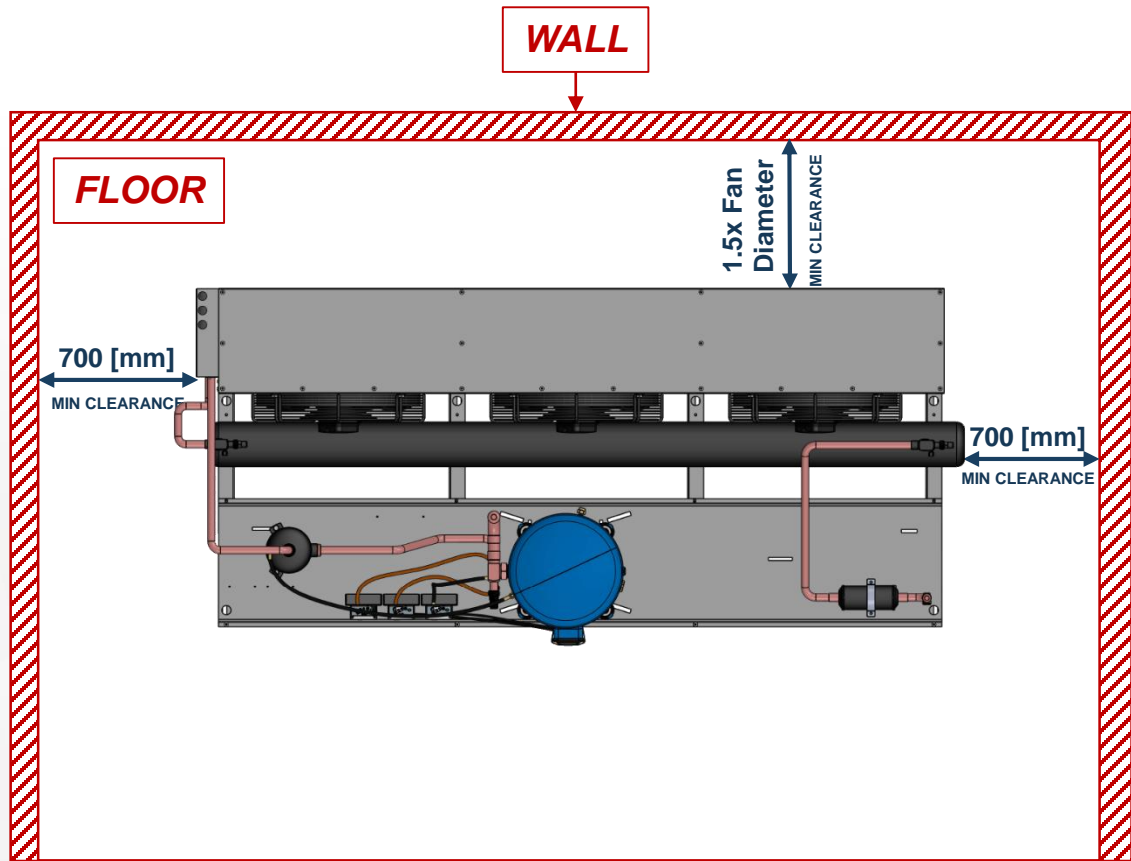
ENGINEERING NOTES:

*DynaBase units are to be installed and operated outside, in a well ventilated area, with suggested minimum wall clearance.

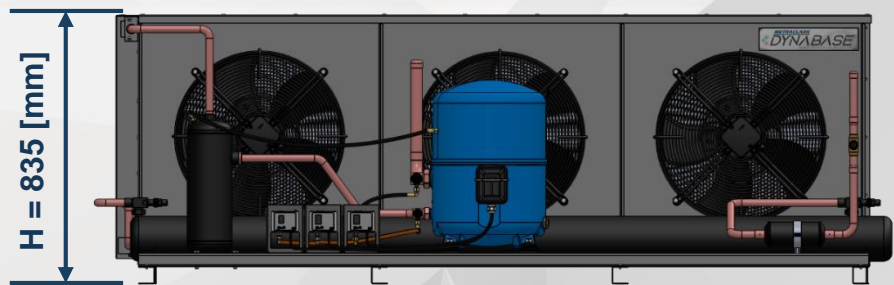
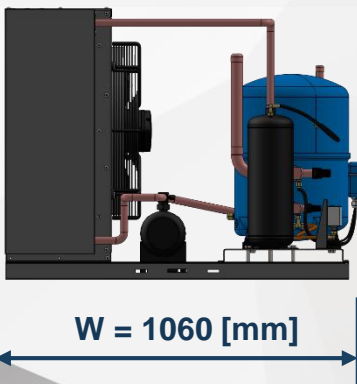
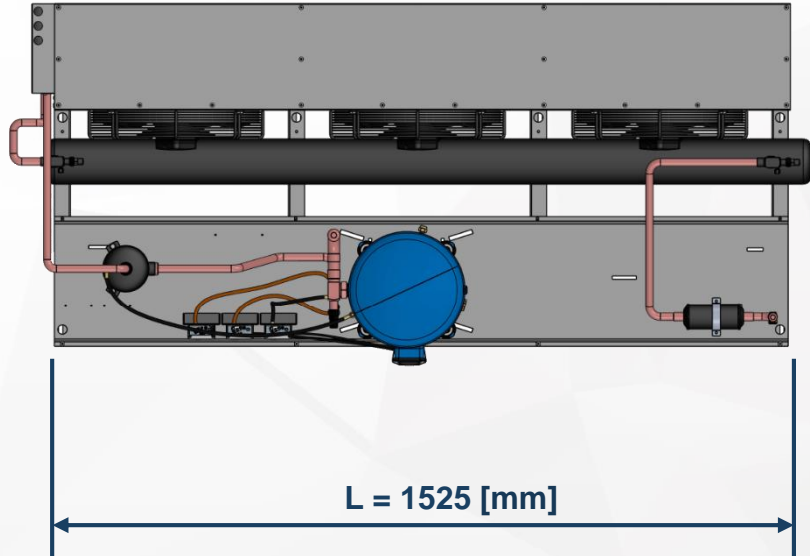
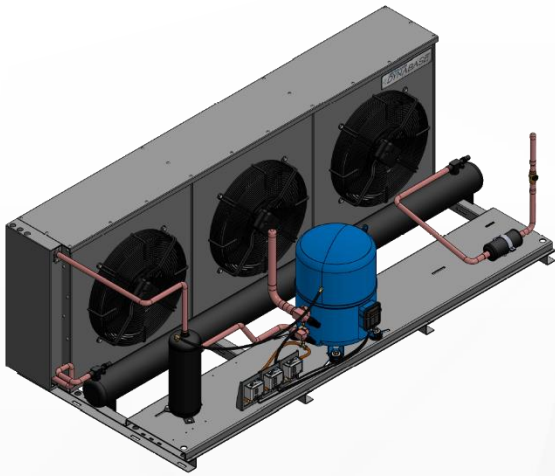
**Anti-vibration pads are to be used under the feet of the unit.

***Contact the Metraclark Engineering department for alternative DynaBase configurations.

INSTALLATION GUIDELINE DRAWINGS



DIMENSIONAL DRAWINGS



ENGINEERING NOTES:

*DynaBase unit illustrated is the DBHTM125CZT condensing unit and the dimensions are for the specified unit only, please refer to the technical specification pages with this catalogue for correct dimensions of the individual unit.



METRACLARK

Refrigeration & Air-Conditioning Wholesale